

STAIR PART CATALOG 2024



VERSION 1

COLORADO | MISSOURI | WYOMING | UTAH

NEWEL POSTS




NEWEL POSTS



RW STOCKED NEWEL POSTS

CUSTOM SIZES AND SPECIES AVAILABLE!

- Full newels may be split for a \$25 fee. (Take both halves)
- All newels are individually carton packaged.
- Newel Top Down Pins are 1" in length and 3/4" in diameter.
- All dimensions are approximate.



3" SQUARE NEWEL POSTS





Part Number:

4010 | 4011 | 4015

Hemlock Part Number:
GNP-448 | GNP-460

Available Species*

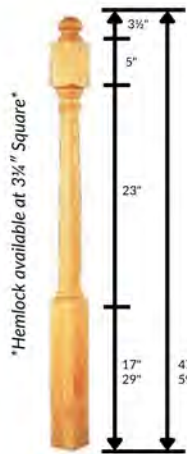



Part Number:

4030 | 4031 | 4035

Hemlock Part Number:
HNP-448 | HNP-460

Available Species*




Part Number:

4040 | 4042

Hemlock Part Number:
KNP-448 | KNP-460 | KNP-460BT

Available Species*




Part Number:

4044 | 4045 | 4046

Hemlock Part Number:
PNP-448 | PNP-460 | PNP-461

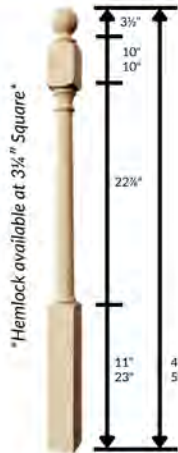
Available Species*



NEWEL POSTS



3" Square Newel Posts



Part Number:


4040BT | 4045BT

Hemlock Part Number:
PNP-448BT | PNP-460BT

Available Species*



Red Oak Hemlock




Part Number:

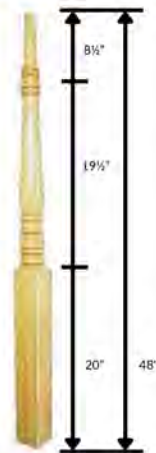
4070 | 4073

Hemlock Part Number:
RNP-448 | RNP-460

Available Species*



Red Oak Hemlock



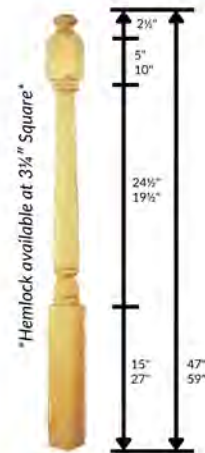
Part Number:

4211

Available Species*



Red Oak




Part Number:

4140 | 4145

Hemlock Part Number:
ENP-448 | ENP-460

Available Species*



Red Oak Hemlock




Part Number:

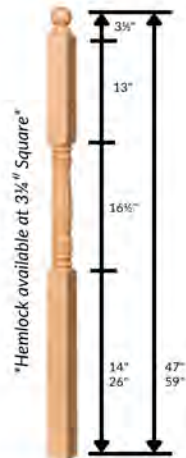
4300 | 4301

Hemlock Part Number:
DNP-448 | DNP-460

Available Species*



Red Oak Hemlock




Part Number:

4304 | 4305

Hemlock Part Number:
ONP-448 | ONP-460

Available Species*



Red Oak Hemlock



Part Number:

5760

Available Species*




Maple

NEWEL POSTS



3 1/2" Square Newel Posts




Part Number:

4002-56

Hemlock Part Number:
S4S-448BV | S4S-460BV

Available Species*

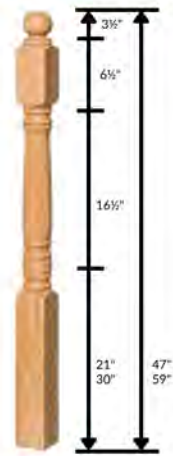



Part Number:

4004 | 4005 | 4005BT

Hemlock Part Number:
SNP-448 | SNP-460

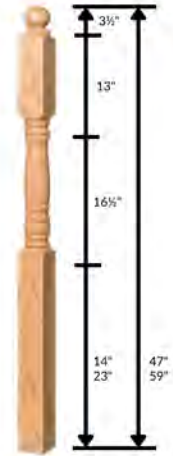
Available Species*



Part Number:

4500 | 4501

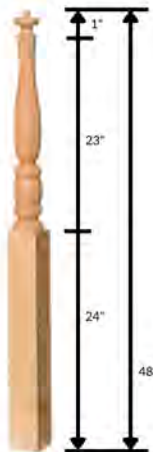
Available Species*



Part Number:

4504 | 4505

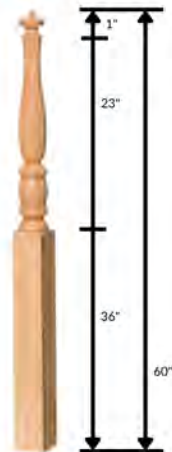
Available Species*



Part Number:

5511


Available Species*



Part Number:

5515


Available Species*



Part Number:

5546 | 5548 | 5554 | 5560

Available Species*



BOX NEWELS

BOX NEWELS




RW STOCKED BOX NEWELS

CUSTOM SIZES AND SPECIES AVAILABLE!

- Large box newels may be split for \$34 fee. (Take both halves)
- Other caps are available, please call for pricing.
- All dimensions are approximate.

*Available Species:















4075/4076	4085/4086	4095/4096	4075-55WO	4077H	4078/4079
<p>48" 56"</p> <p>3 1/2" Square</p> <p>4076-65 Available (No Neck Ring)</p>	<p>48" 56"</p> <p>4 1/2" Square</p>	<p>48" 56"</p> <p>6" Square</p>	<p>55"</p> <p>3 1/2" Square</p>	<p>63 3/4"</p> <p>4" Square</p>	<p>47" 55"</p> <p>4" Square Lock Mitered Newel*</p>



BOX NEWELS

RW STOCKED BOX NEWELS

4091	4090RP	4093	4094	4101	4290
					
60" Max	56"	47"	47"	48" 60"	47"
4½" Square 6" Bottom	3½" Square 5" Bottom	5½" Square 7" Bottom	5½" Square 7" Bottom	3½" Square	4½" Square 6" Bottom

4291	4391PL	5101	MXP206	MX456	MX552
					
47"	55"	48" 60"	52"	56"	52"
4½" Square 6" Bottom	4½" Top 5½" Bottom	4½" Square	6" Square 7½" Bottom	4"x56"	5"x52" 6½" Bottom

Comes with FLAT & PYRAMID cap

BOX NEWELS



SPECIES AVAILABILITY*

	Red Oak	White Oak	Alder	Knotty Alder	Cherry	Maple	Hemlock	Paint Grade	Poplar
4075	•		•		•	•	•	•	•
4076	•		•		•	•	•	•	•
4076-65	•		•			•			•
4075-55-WO		•							
4077-H							•		
4078	•	•		•		•	•		•
4079	•	•		•		•	•		•
4080		•				•			•
4085	•		•		•	•	•		
4086	•		•		•	•	•		
4090-RP			•						
4091	•		•		•	•	•		•
4093	•			•					
4094	•			•					
4095	•		•			•	•		
4096	•		•			•	•		
4101	•	•	•			•			•
4290	•			•					
4291	•		•			•			•
4391PL	•	•				•			•
5101	•	•							
MX456			•	•		•			
MX552			•	•		•		Primed	
MXP206			•						




WOOD & IRON BALUSTERS




IRON BALUSTERS

STOCKED IRON BALUSTERS

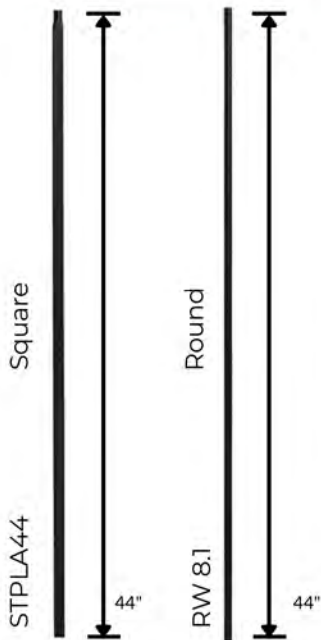
- All Standard Iron Balusters are 44" length with "details" centered 18" from top.
- Standard balusters have ½" round domed tops for easy installation into handrail.
- Cut as needed from the bottom
- Standard Square balusters are ½" x ½"
- All dimensions are approximate.



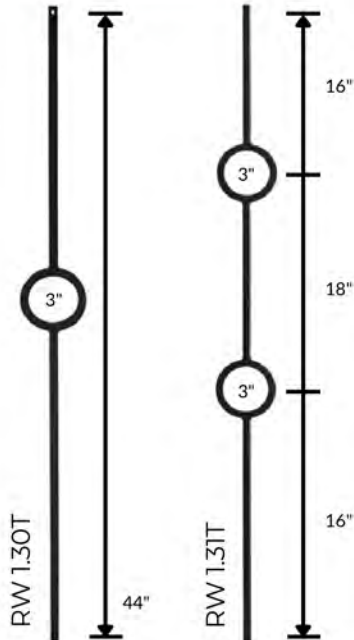
Baluster Finishes:



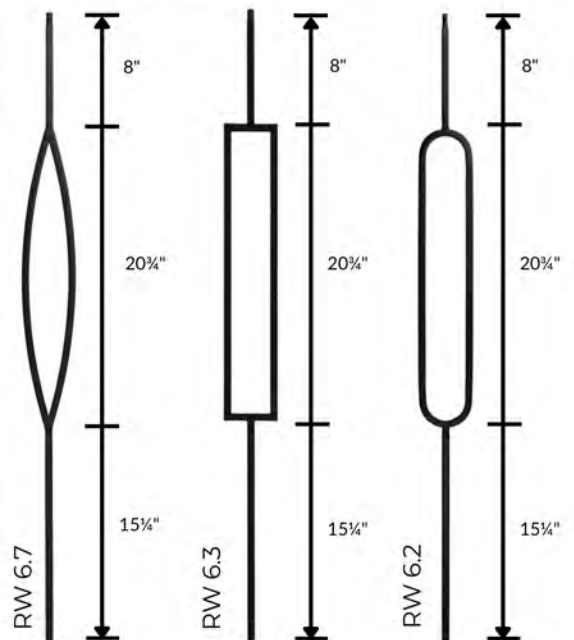
PLAIN



RINGS



DECORATIVE

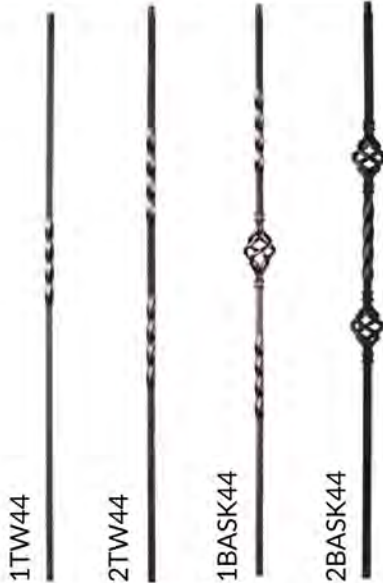


IRON BALUSTERS




STOCKED IRON BALUSTERS

TWIST & BASKET



RIBBON, SCROLL & BASKET



KNUCKLE

Adjustable or Fixed



GOTHIC



FORGED





IRON BALUSTERS

BALUSTER ACCESSORIES


KNUCKLES & SHOES

All knuckles & shoes are priced the same for all finishes.

FOR 1/2" BALUSTERS



Adjustable Knuckle
(AK-01)



Flat Shoe
(FSH-01)



Winged Shoe
(SCR-04)




Tall Shoe
(M-06)



Pitch Shoe
(PSH-02)

FOR 9/16" BALUSTERS



Flat Shoe
(H-03)



Winged Shoe
(H-04)



Pitch Shoe
(H-05)



Tall Shoe
(H-06)

FOR 3/4" BALUSTERS



Pitch Shoe
(PSH-08)



Tall Shoe
(M-08)





IRON BALUSTERS

IRON ACCESSORIES

HORIZONTAL BARS

All bars are powder-coated (Tubular Round Bar 5/8" Diameter x 8')



STB 58-01-96 **AG 58-01-96** **ORB 58-01-96**



Satin Black



Ash Grey



Oil Rubbed Bronze



NEWEL POST

Powder-coated solid iron smooth finish. Versatile for any modern staircase.



Satin Black

RWSTNEWEL48-SAT

Height: 48"
Ends: 1 3/16" Square



NEWEL MOUNTING KIT

For mounting 1 3/16" Square iron newel posts. Includes mounting shaft, collar and screws



RWST101-SAT



RWSTCBM

BALUSTER CONNECTOR

1/2" concealed connectors with baluster bolt (Bolt sold seperately)



IRON BALUSTERS

FINISH AVAILABILITY*

PLAIN

	Satin Black	Flat Black	Ash Grey	Oil Rubbed Bronze
Plain Square	•	•	•	
Plain Round	•	•	•	•

RINGS

	Satin Black	Flat Black	Ash Grey	Oil Rubbed Copper
Single Ring	•		•	
Double Ring	•		•	

DECORATIVE

	Satin Black	Flat Black	Ash Grey	Oil Rubbed Copper
Eye	•		•	
Single Rectangle	•		•	
Single Oval	•		•	

GOTHIC

	Satin Black	Flat Black	Oil Rubbed Copper	Antique Bronze
Plain	•	•	•	•
1 Knuckle	•	•	•	•
2 Knuckle	•	•	•	•
1 Basket	•	•	•	•

IRON BALUSTERS



FINISH AVAILABILITY*

ECO BALUSTERS

	Satin Black	Flat Black	Oil Rubbed Copper	Silver Vein	Antique Bronze	Matte Nickle
1 Twist	•	•	•	•	•	•
2 Twists	•	•	•	•	•	•
1 Basket	•	•	•	•	•	•
2 Baskets	•	•	•	•	•	
Plain	•	•	•	•	•	•
1 Knuckle	•		•			
2 Knuckle	•		•			

SOLID IRON BALUSTERS

	Satin Black	Flat Black	Oil Rubbed Copper	Silver Vein	Antique Bronze	Matte Nickle
1 Twist	•	•	•	•	•	
2 Twists	•	•	•	•	•	
1 Basket	•	•	•	•	•	
2 Baskets	•	•	•	•	•	
Plain	•	•	•	•	•	
1 Ribbon	•	•	•		•	
2 Ribbon	•	•	•		•	
1 Basket Ribbon	•	•	•		•	
2 Basket Ribbon	•	•	•		•	
Butterfly Ribbon	•	•	•		•	
Scroll	•	•	•		•	



IRON BALUSTERS

FINISH AVAILABILITY*

SANTE FE HAMMERED

	Satin Black	Flat Black	Oil Rubbed Copper	Antique Bronze
Plain	•	•	•	•

FORGED


	Satin Black	Flat Black	Oil Rubbed Copper	Antique Bronze
Plain	•	•	•	•
1 Sphere	•	•	•	•
2 Spheres	•	•	•	•

ECO MEGA

	Satin Black	Oil Rubbed Copper
Plain	•	•
1 Knuckle	•	•
2 Knuckle	•	•
1 Twist	•	•
2 Twist	•	•
1 Basket	•	•
2 Basket	•	•

DECORATIVE PANELS

Please call for full details on all
Decorative Panels available.
(Normally, less than 1 week lead time)

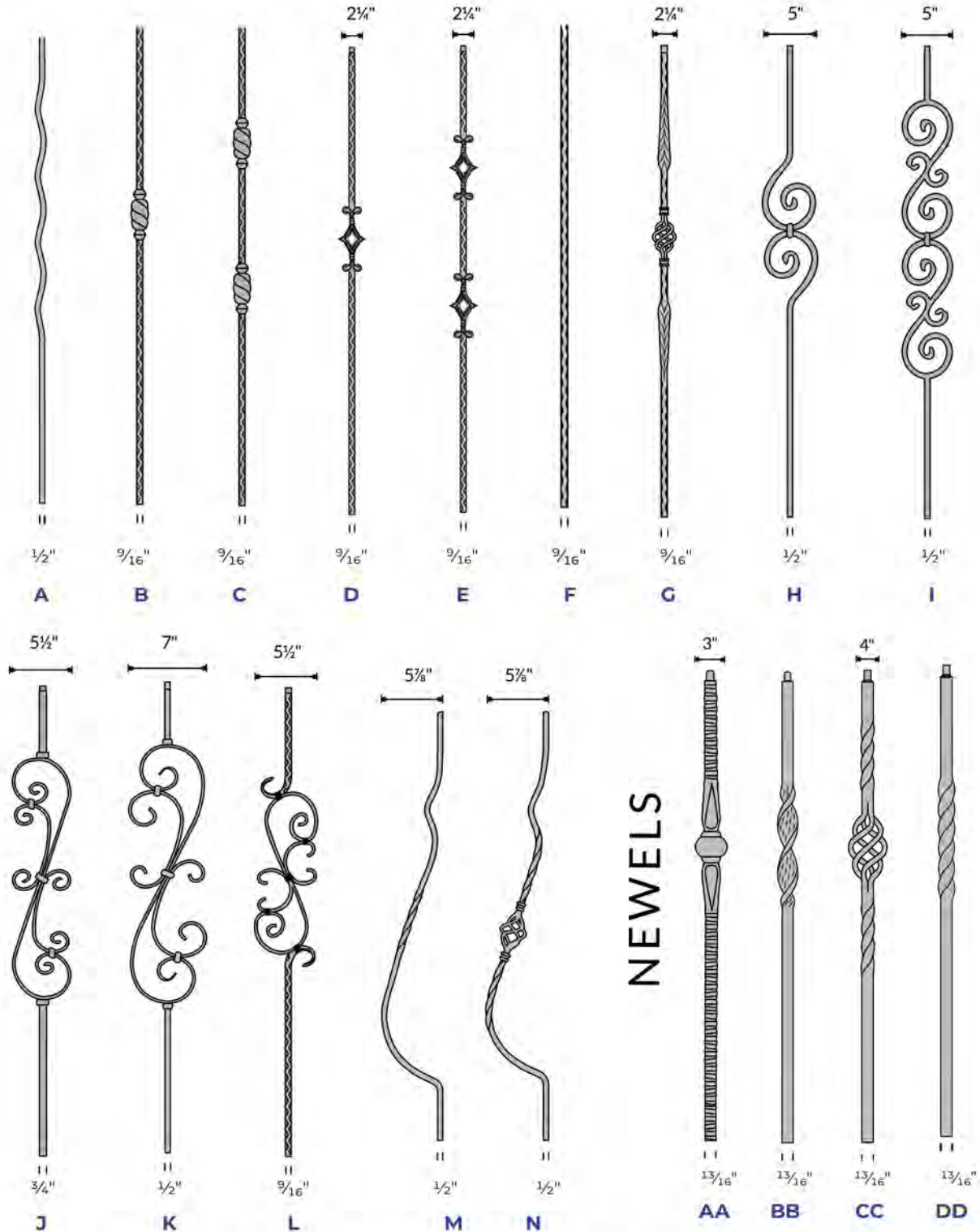


SPECIAL ORDER



IRON BALUSTERS

All Balusters are 44" tall and Newels are 48" Tall. This is just a sample of the many styles available.

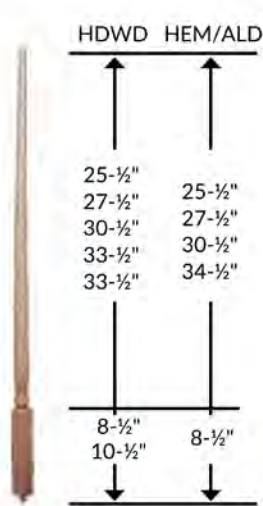


WOODEN BALUSTERS



STOCKED 1 1/4" WOODEN BALUSTERS

Baluster bottom dowel pins are 3/4" in length and 3/4" diameter.



5015

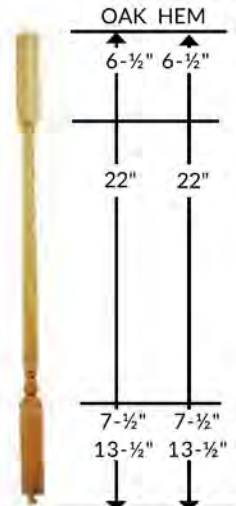
*Lengths Available:

**34" 36" 39"
41" 43" 44"**

*Species Available:



Red Oak Alder Hemlock




5141

No Bottom Dowel

*Lengths Available:

36" 42"

*Species Available:



Red Oak Hemlock



5200

No Bottom Dowel

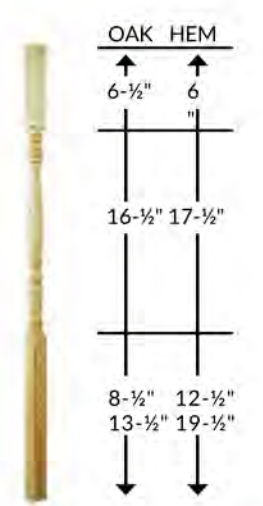
*Lengths Available:

36" 39" 44"LB

*Species Available:



Red Oak Hemlock



5105

No Bottom Dowel


*Lengths Available:

36" 44"

*Species Available:



Red Oak Hemlock



2215

No Bottom Dowel


*Lengths Available:

36" 42"

*Species Available:



Red Oak Maple Alder



2200

No Bottom Dowel

*Lengths Available:

36" 42"

*Species Available:

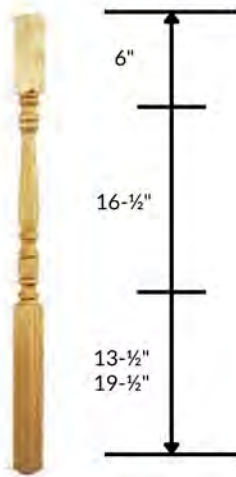


Red Oak Maple Alder



WOODEN BALUSTERS

STOCKED 1 3/4" WOODEN BALUSTERS



5005

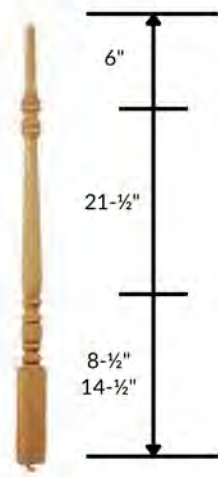
No Bottom Dowel

*Lengths Available:
36" 42"

*Species Available:



Red Oak



5300

*Lengths Available:

36" 42" LB

*Species Available:



Red Oak



2315


No Bottom Dowel

*Lengths Available:
36" 42"

*Species Available:



Red Oak Maple Alder



2300

No Bottom Dowel

*Lengths Available:
36" 42"

*Species Available:




Red Oak Maple Alder

PAINTED WOODEN BALUSTERS

1 1/4" BALUSTERS

1 3/4" BALUSTERS



*Lengths Available:
36" 42"

*Lengths Available:
36" 42"

*Lengths Available:
**34" 36" 39"
41" 43"**

*Lengths Available:
36" 42"

*Lengths Available:
36" 42"

*Lengths Available:
36" 42"

WOODEN BALUSTERS



S4S BALUSTERS

5060	Red Oak	White Oak	Alder	Cherry	Maple	Poplar
1-1/4" x 36"	•		•	•	•	•
1-1/4" x 41"	•		•	•		
1-1/4" x 44"	•				•	

5061	Red Oak	White Oak	Alder	Cherry	Maple	Poplar
1-3/4" x 36"	•		•		•	•
1-3/4" x 42"	•		•		•	•

S4S	Red Oak	White Oak	Alder	Cherry	Maple	Poplar
3" x 48"	•			•		
3" x 54"	•					
3-1/2" x 48"	•	•	•			
3-1/2" x 54"			•			
3-1/2" x 56"	•				•	
3-1/2" x 60"		•	•			
4-1/2" x 48"	•					
4-1/2" x 56"	•					

Square	Hemlock
1-3/4" x 34"	•
1-1/4" x 36"	•
1-3/4" x 42"	•
1-1/4" x 48"	•
1-5/8" x 36"	•
1-3/8" x 42"	•
1-5/8" x 48"	•
3-1/4" x 48"	•
3-1/4" x 60"	•
3-1/4" x 96"	•

Eased Edge	Hemlock
1-1/4" x 36"	•
1-1/4" x 42"	•
1-7/16" x 42"	•
1-7/16" x 48"	•



RAILS, SHOES & FILLETS



RAILS, SHOES & FILLETS

STOCKED HANDRAILS

- Outside bending profile included with all bending rail.
- Custom plowing of any hardwood or hemlock rail, add .85¢ per lineal foot (\$25.50 Min.)
- Fillet will be automatically added and charged to your order.
- All dimensions are approximate.

*Available Species:



<p>6002</p>  <p>2-⁵/₈" W x 1-⁵/₈" H</p>	<p>6002-214</p>  <p>2-¹/₄" W x 1-⁵/₈" H</p>	<p>6010</p>  <p>2-¹/₄" W x 2-³/₈" H 1-¹/₂" Bottom FJ</p>	<p>6010-P</p>  <p>2-¹/₄" W x 2-³/₈" H (1-¹/₄" Plow with 6060 fillet)</p>
<p>6210</p>  <p>2-⁵/₈" W x 2-³/₈" H 2-¹/₂" Bottom</p>	<p>6210-P</p>  <p>2-⁵/₈" W x 2-³/₈" H 2-¹/₂" Bottom (1-³/₄" Plow with 6007 fillet)</p>	<p>6315</p>  <p>2-³/₄" W x 1-⁵/₈" H 1-⁵/₈" Bottom</p>	<p>6315-P</p>  <p>2-³/₄" W x 1-⁵/₈" H (1-¹/₄" Plow with 6060 fillet)</p>



RAILS, SHOES & FILLETS

STOCKED HANDRAILS

6320



2-5/8" W x 1-5/8" H
2" Bottom

6610



2-5/8" W x 2-1/8" H
1-5/8" Bottom

6610-P



2-5/8" W x 2-1/8" H
(1-1/4" Plow with 6060 fillet)

8110



2-5/8" W x 2-1/4" H
2-1/4" Bottom

8110-P



2-5/8" W x 2-1/4" H
(1-3/4" Plow with 6007 fillet)

6040



1-3/4" W x 1-5/8" H
3/8" Bottom

6042



2-1/4" W x 1-1/4" H
1-1/8" Bottom

6016



6216



12' & 16' only

6616



12' & 16' only

STOCKED SHOES & FILLETS

6007/6331



6007 Fillet:
3/8" x 1-3/4"

6331 Shoe:
3/4" x 3" (1-3/4" Plow)

6007/6046



6007 Fillet:
3/8" x 1-3/4"

6046 Shoe:
3/4" x 2-5/8" (1-3/4" plow)

6060/50/45



6050 Fillet:
(3/8" x 1-1/4")

6060 Fillet:
(3/8" x 1-1/4")

6045 Shoe:
(3/4" x 2-1/2")

6060/6330



6330 Shoe:
2-5/8" (1-1/4" plow)

6060 Fillet:
(3/8" x 1-1/4")



RAILS, SHOES & FILLETS

STOCKED HEMLOCK HANDRAILS

6010-H	6210-H	6315-H	6010-HP	6210-HP
 2- $\frac{1}{8}$ " W x 2- $\frac{3}{8}$ " H 1- $\frac{7}{16}$ " Bottom	 2- $\frac{3}{8}$ " W x 2- $\frac{3}{8}$ " H 2- $\frac{3}{8}$ " Bottom	 2- $\frac{3}{8}$ " W x 1- $\frac{3}{8}$ " H 1- $\frac{5}{8}$ " Bottom	 2- $\frac{3}{8}$ " W x 2- $\frac{3}{8}$ " H (1- $\frac{1}{4}$ " Plow with G-E Fillet)	 2- $\frac{5}{8}$ " W x 2- $\frac{3}{8}$ " H 2- $\frac{3}{8}$ " Bottom (1- $\frac{1}{4}$ " Plow w/ E Fillet)
6315-HP	6610-HP	6910-HC	6910-HP	6002-H
 2- $\frac{3}{8}$ " W x 1- $\frac{3}{8}$ " H 1- $\frac{5}{8}$ " Bottom (1- $\frac{1}{4}$ " Plow w/ G-E Fillet)	 2- $\frac{3}{8}$ " W x 2- $\frac{3}{8}$ " H 1- $\frac{5}{8}$ " Bottom	 2- $\frac{3}{8}$ " W x 1- $\frac{7}{8}$ " H 1- $\frac{5}{8}$ " Bottom	 2- $\frac{3}{8}$ " W x 1- $\frac{7}{8}$ " H 1- $\frac{5}{8}$ " Bottom (1- $\frac{1}{4}$ " Plow)	 2- $\frac{3}{4}$ " W x 1- $\frac{5}{8}$ " H
6002-214H	6016-H7	26WDG	V	
 2- $\frac{3}{4}$ " W x 1- $\frac{5}{8}$ " H	 7 piece	 1- $\frac{5}{16}$ " W x 5- $\frac{1}{4}$ " H w/ double groove (Laminated)	 2- $\frac{1}{4}$ " W x 1- $\frac{1}{4}$ " H 1- $\frac{3}{8}$ " Bottom	

STOCKED HEMLOCK SHOES & FILLETS

G-E/MTN-G	G-E/G-S	E/SS
 G-E Fillet: 1- $\frac{1}{4}$ " W x $\frac{5}{16}$ " H MTN-G: 2- $\frac{3}{8}$ " W x $\frac{3}{4}$ " H (1- $\frac{3}{4}$ " Plow)	 G-E Fillet: 1- $\frac{1}{4}$ " W x $\frac{5}{16}$ " H G-S Shoe: 2- $\frac{1}{2}$ " W x 1- $\frac{1}{8}$ " H (1- $\frac{1}{4}$ " Plow Solid G-S-S)	 E Fillet : 1- $\frac{3}{8}$ " W x $\frac{5}{16}$ " H SS Shoe: 2- $\frac{1}{2}$ " W x 1- $\frac{1}{8}$ " H (1- $\frac{5}{8}$ " Plow)



RAILS, SHOES & FILLETS

HANDRAIL SPECIES AVAILABILITY

1J = 1 Joint on Top Lamination *SS = Solid (all lams)*
ST = Solid Top *FJ = F/J (All Lams)*
S = Solid (no lams) *HC = Core Solid 3S*

	1J Oak	ST Oak	FJ Oak	White Oak	1J Cherry	1J Maple	2J Alder	Paint Grade	Poplar
6002	•						•		•
6002-214	•			•		•	•		
6010	•	•	•	•	•	•	•	•	•
6010-P	•	•	•				•	•	
6210	•					•	•		
6210-P	•					•	•		
6315	•			•		•	•	•	
6315-P	•					•	•	•	
6320							•		
6610	•					•	•	•	
6610-P	•					•	•	•	
8110							•		
8110-P							•		



RAILS, SHOES & FILLETS

HANDRAIL SPECIES AVAILABILITY

	Oak	Cherry	Maple	Alder	Knotty Alder	Paint Grade	Poplar
6007 (Fillet)	•		•	•			
6016	•	•	•	•			
6040	•						•
6042	•						
6045 (Shoe)	•		•	•		•	•
6046 (Shoe)				•			
6050 (Fillet)	•		•	•			
6060 (Fillet)	•		•	•	•	•	•
6216	•			•			
6330 (Shoe)	•		•		•	•	
6331 (Shoe)	•		•		•	•	
6616	•			•			

HEMLOCK HANDRAIL

	ST	HC
6010-H	•	•
6010-HP	•	
6210-H	•	
6210-HP	•	
6315-H	•	
6315-HP	•	
6610-HST	•	
6910-HC	•	
6910-HP	•	

	Hemlock
6002-H	•
6002-214H	•
6016-H7	•
6016-HBA	•
26WDG	•
V	•
G-E (Fillet)	•
MTN-G	•
G-S (Shoe)	•
E (Fillet)	•
SS (Shoe)	•



STAIR FITTINGS

FITTINGS WITH STYLE CODES

All fittings are carton-packed & include full instructions, templates, rail bolts & 1" tapered plugs.



Returned End
09



Starting Easing
10



90° Level Quarterturn
11



Up Easing
12



Overhand Easing
13



90° Up Easing
14



Opening Cap
19



Tandem Cap
20



90° Quarterturn Cap
21



7022-LH 7022-RH
Use two #11
Left or Right Hand Offset
22 L/R



Right Hand Shown
Use 11 & 12 or 13
Lower/Upper Wall Return
25/26 L/R



Left/Right Hand Volute
30/35



Call for Quote
Left/Right Hand Volute
30-SR/35-SR



Left/Right Hand Turnout
40/45



Left/Right Hand Turnout
41/46



2-1/2 Riser Quarterturn
No Cap
50/55



2-1/2 Riser Quarterturn
With Cap
60/65



2-1/2 Riser Level Quarterturn
No Cap
70-71/75-76



2-1/2 Riser Level Quarterturn
With Cap
80-81/85-86



2-1/2 Riser Straight
With Tandem Cap
88-89



2-1/2 Riser Landing Return
No Cap
90-2/95-2



2-1/2 Riser Landing Return
With Cap
90WC-2/95WC-2



2-1/2 Riser Straight
With Cap
96-97



2-1/2 Riser Straight
No Cap
98-99

STAIR FITTINGS



	6010 Hemlock	6010 Red Oak	6010 Alder	6010 Cherry	6610 Red Oak	6610 Alder
Style Code	<u>1</u>	<u>2</u>	<u>3</u>	<u>4</u>	<u>5</u>	<u>6</u>
9	•	•	•	•	•	•
10	•	•	•	•	•	•
11	•	•	•	•	•	•
11-135°	•	•	•			•
12	•	•	•	•	•	•
13	•	•	•	•	•	•
14	•	•	•	•	•	•
19	•	•	•	•	•	•
20	•	•	•	•	•	•
21	•	•	•	•	•	•
21-135°	•	•		•		
22 (L/R)	•	•	•		•	•
25 (L/R)						
26 (L/R)						
30	•	•	•	•	•	•
35	•	•	•	•	•	•
30-SR						
35-SR						
40	•	•	•	•	•	•
41	•	•				
45	•	•	•	•	•	•
46	•	•				
50	•	•				
55	•	•				
60	•	•	•	•		•
65	•	•		•		•
70-71	•	•	•	•	•	•
75-76	•	•	•	•	•	•
80-81	•	•	•	•	•	•
85-86	•	•	•	•	•	•
88-89	•	•	•	•	•	•
90-2	•	•				
95-2	•	•				
90WC-2	•	•	•			•
95WC-2	•	•	•			•
96-97	•	•				
98-99	•	•	•	•	•	•

STAIR ACCESSORIES



STAIR ACCESSORIES



TREADS & RISERS

Custom sizes & species available on quote.

PLAIN TREAD

Part Number:

8070

Available Lengths:

36" 42" 48"*
60" 72" 96"



Red Oak Hemlock



(1-1/16" x 11-1/2")

*48" available in Maple, White Oak & Poplar

PLAIN RISER

Part Number:

8075-RO

Available Lengths:

36" 42" 48"
60" 72"



Red Oak



(3/4" x 7-1/4")

LANDING TREAD

Part Number:

8090-RO/8090-512/8095-5-RO/HLT



(1-1/16" x 3-1/2")



Red Oak Hemlock Poplar*
(8090-512 Only*)



1/2"

RETRO TREAD

Part Number:

RWRT36/42/48-RO

Apply Over Existing Treads

Available Lengths:

36" 42" 48"



Red Oak

Retro Tread Moulding (RWRTRM-RO)



(5/8" x 11-1/2")



RETURN TREAD

Available Lengths:

42" 48"*
60" 72"



Red Oak



*48" available in Maple, White Oak & Poplar

RETRO RISER

Part Number:

RWRR36/42/48-RO

Available Lengths:

36" 42" 48"



Red Oak



STAIR ACCESSORIES

TREADS & RISERS

Custom sizes & species available on quote.

FALSE TREAD

Part Number:

RWTRCOE

Please specify left or right hand



Moulding (RWTRCM)
(12-1/2" x 6")



Wall Cap (RWTRCWE)
(12-1/2" x 6")

FALSE RISER

Part Number:

8879/8879R/TRCR (6"X8")



Red Oak

White Oak



Maple

Poplar



MOULDING

NOSING

8080-RO/A/WO(HN)



Red Oak

White Oak



Alder

Hemlock



(1-1/16" x 1-1/4")

COVE

8095-RO



Red Oak

Alder



Poplar



(3/4" x 3/4")

PENCIL

MCPM-KA



Knotty Alder



(3/8" x 3/4")

PANEL CAP

MCPM-KA




Knotty Alder

7/8"
5/8" Rabbit



(1")



STAIR ACCESSORIES





ROSETTES



	Oak	Alder	Maple	White Oak	Hemlock	Poplar
7017 Round	•	•			•	
7017 NC Round	•				•	
7037 Oval	•	•	•		•	
7037 NC Round Oval	•	•	•		•	•
7137 Rectangle	•	•	•	•	•	•
7318 Rectangle	•	•	•	•		•

WALL RAIL BRACKETS



STAIR ACCESSORIES



STAIR MOULDING & HARDWARE

Custom species trim available on quote.

KITS WITH CONTEMPORARY MOULDING

	Oak	Alder	Maple	Hemlock	Poplar
3" Posts	•	•	•		•
3¼" Posts				•	
3½" Posts	•	•	•		•
4½" Posts	•	•	•	•	
Moulding Only	•	•	•	•	•

KITS WITH COLONIAL MOULDING

	Oak	Alder	Maple	Hemlock
3" Posts				
3¼" Posts				•
3½" Posts	•			
4½" Posts	•			•
Moulding Only	•	•	•	•

KITS WITH S4S MOULDING

	Oak	Alder	Maple	Hemlock	White Oak	Poplar
4" Posts	•	•	•	•		
Moulding Only	•	•	•		•	•

NEWEL ATTACHING HARDWARE

4Js Newel Post Mounting System

Easily install new posts or use to repair old posts.

Hardware Only (RW4J-HDW)
Bracket Only (NB)



Moulding Only

	Oak	Alder	Maple	Cherry	Hemlock	White Oak	Poplar
Moulding Only	•	•	•	•	•	•	•

STAIR ACCESSORIES



STAIR MOULDING & HARDWARE

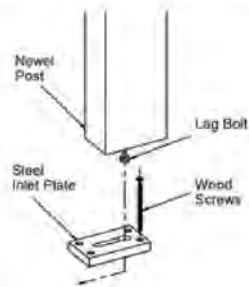
STAIR BOLT KITS & ACCESSORY HARDWARE

KeyLOCK Newel Post Fastening Kit

Fully concealable easy installation of wooden newel posts with no visible plugs after installation

Kit includes:

- Steel Installation Plate
- Lag Bolt
- Installation Screws



Baluster Bolt Kits

Use to attach balusters to stair treads or floors.

#12023	10 pack w/tool
#12024	20 pack
#12025	50 pack

Handrail Bolt Kit

Includes: 4" Bolt, Curved Plastic Washer, Flange Nut, Oak Plug, Hemlock Plug

Use to attach Handrail to handrail, or handrail to post or wall. For interior or exterior use!

RWBOLT

Post Bolt Kit

Includes: Bolt, Washer, Oak & Hemlock Plugs

Use to attach handrail to posts, or handrail to wall.

Item #13042

Post Aid Lag (RWPAL)

Newel Post Fastener (11072)

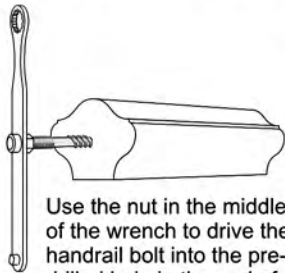
STAIR ACCESSORIES



STAIR MOULDING & HARDWARE

STAIR BOLT KITS & ACCESSORY HARDWARE

Handrail Bot Wrench (43221)



Use the nut in the middle of the wrench to drive the handrail bolt into the pre-drilled hole in the end of the handrail.



Iron Baluster Connector (RWSTCBM)

1/2" concealed connectors with baluster bolt



Handrail Bolt Kit (RWBOLT)

Available in Oak, Alder, Maple, Hemlock & Poplar

1" Tapered Flat Grain Plug

Available in Oak, Alder, Cherry, Maple, Poplar, Hemlock & White Oak

1/2" Tapered Flat Grain Plug

Available in Oak, Alder & Maple

